



# MASCOT DEVELOPMENT



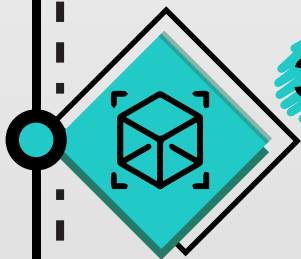

## 1. Concept & Sketch

The idea of mascot were initiated and dicussed. The first draft was sketched with main elements.



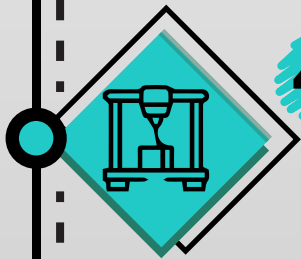
## 2. Design

The design of mascot were finalized after a contest organized among Top Glove internal creatives.



## 3. 3D Art

3D art was created to visualize the mascot prior to actual production.



## 4. Mold

As the base to the mascot, it is crucial to ensure the mold's quality with design accuracy.



## 5. Completion

The mold was sewn with selected coloured fabric.

